

MEDIBANK | HOW TO ORDER YOUR OSHC MEMBERSHIP CARD ONLINE

# MEDIBANK

ANNALINK\*  
OSHC-STUDENTS

medibank  
*Live Better*

## HOW TO ORDER YOUR OSHC MEMBERSHIP CARD ONLINE

☎ +61 430330198

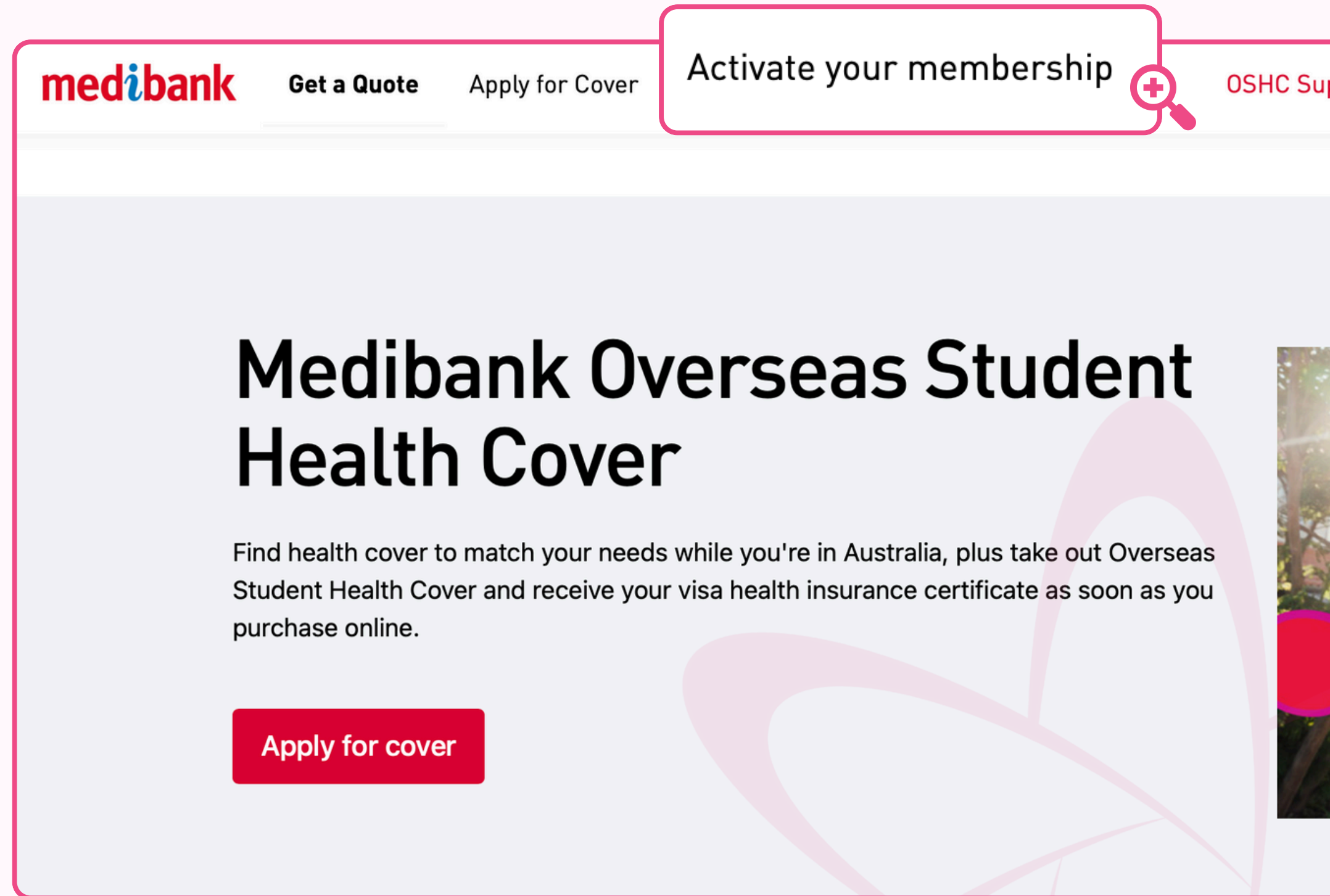
✉ [info@oshcstudents.com](mailto:info@oshcstudents.com)/[info@annalink.com](mailto:info@annalink.com)

🏠 19/20-22 Anglo Rd, Campsie, NSW2194



# STEP 1

- Go to the Medibank website:
- <https://www.medibankoshc.com.au>
- Choose: **Activate your membership**



# STEP 2

## Enter your details:

- Membership number
- First name
- Last name
- Date of Birth
- Gender

## Confirm privacy policy

- Tick the box to agree with the **Medibank Privacy Policy**
- Click **Search**

## Activate Online Member Services

Please complete the details below to activate your membership or register for Online Member Services.  
Have your Passport, Certificate of Enrolment and Policy Certificate handy.

Please enter your Membership Number or Student ID:

☒ Membership Number:\* Enter your Membership Number or Student ID ?

☐ Student ID:\* Enter your Membership Number or Student ID ?

Membership Number

Student ID

First Name: As shown on your policy certificate

Last Name:\* As shown on your policy certificate

First Name

Last Name

Your Date of Birth:\*


Gender:\*

DD-MMM-YYYY e.g. 30-Jun-2018

☐ Male

☐ Female

\*Required information. Please refer to details on your Passport, Certificate of Enrolment and Policy Certificate.



I confirm that I give consent for collecting my personal details, and I confirm that I have the consent of other members who are covered under my Medibank OSHC membership (where applicable) to view and manage their personal details and claims under this policy. I understand that personal information of Medibank OSHC members is managed in line with [Medibank OSHC's Privacy Policy](#) and that I have understood and agree to the [Terms and Conditions](#) of the Site.

Search



## STEP 3

### Update your details

- Passport ID
- Email
- Mobile phone
- Home phone
- Education institution
- Date of arrival
- Home address

### Set your account password

- Choose your password
- Click **Submit**

## Activate Online Member Services

To complete the process we need you to update the details we have about you. This means we can contact you with important updates about your ahm OSHC, as well as special offers and promotions.

### Personal Details

Title:

First Name:

Last Name:

Passport ID:\*

Passport country of issue:\*

### Contact Details

Email:\*

Please note: Either mobile or the home phone field must be filled in.

Mobile Phone:\*

Please include a daytime contact number.

Home Phone:\*

Please include a daytime contact number.

Rimberio  
Signature Tipline



## STEP 4

- Now your **Membership is successfully activated.**
- **Login** to check your personal information

### Activate Online Member Services

Your membership was successfully Activated - click [here](#) to log in.

#### Personal Details

Title:

First Name:

Last Name:

#### Contact Details

Email:

Mobile Phone:

Home Phone:

#### Your Australian Address

Street address:

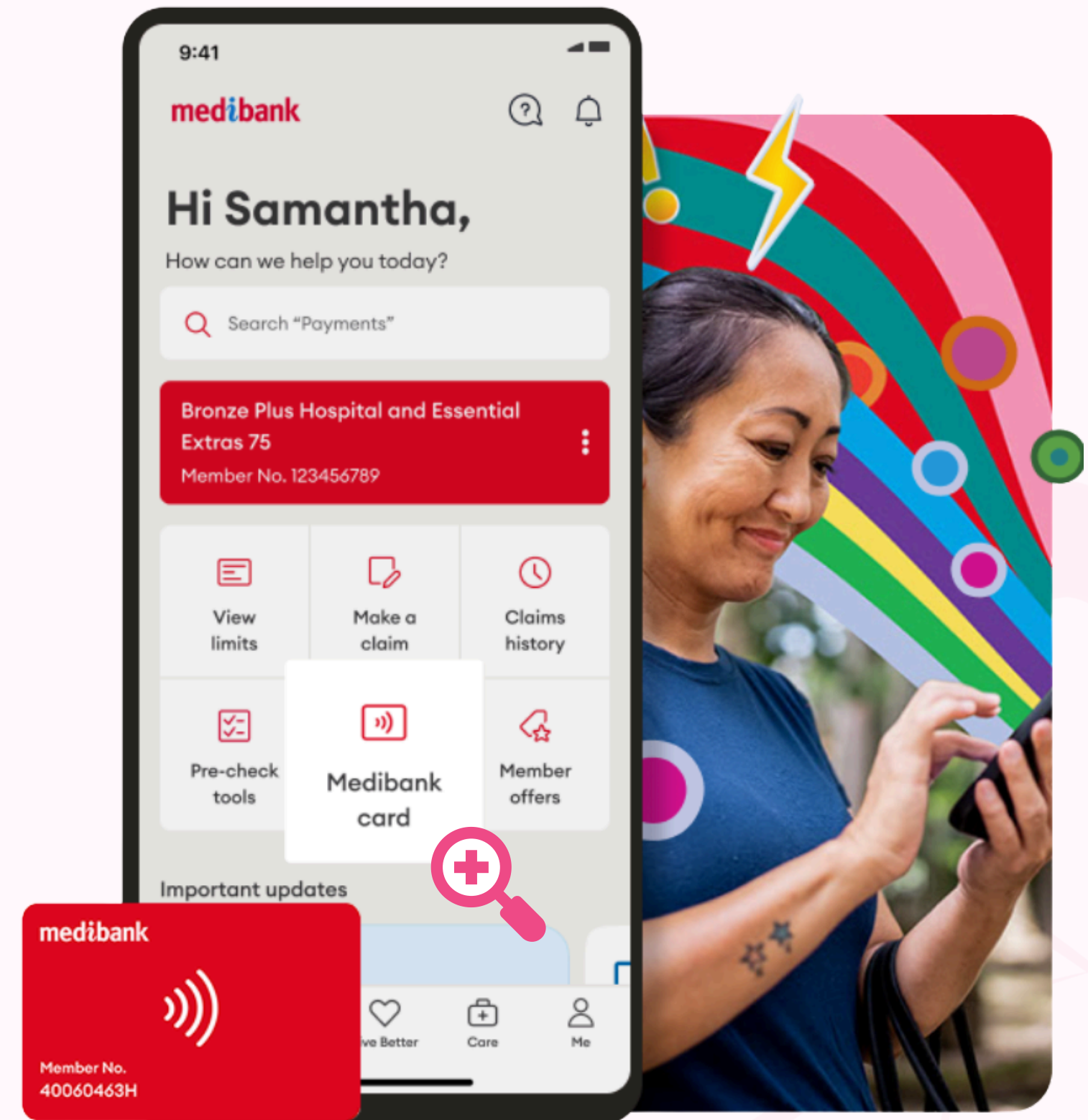
Street Address:

Suburb:

State:

## STEP 5

- **Log in** to your account
- Tap on **Digital Card** on the home screen.
- Your Medibank digital card will appear on the screen.
- iOS users can additionally tap Add to Apple Wallet to **add the Medibank members card** to their Apple Wallet.





This is how your Digital card looks like

## Membership Card

Turn your smartphone into your membership card. Your digital card holds all the details of your cover. Just make sure you have a **photo ID** to confirm your identity when presenting your digital card





# THANK YOU

## CONTACT INFORMATION

For services and more information, please visit:

- **Website:** <https://oshcstudents.com.au>
- **Hotline :** +61 430 330 198
- **Email:** [info@oshcstudents.com](mailto:info@oshcstudents.com)

*One of our Member Service Specialists will be happy to help you choose the right cover to suit your needs and budget.*